

Standard Grabrails: Endsets

An endset is used to fix a grabrail to the wall. An endset is made up of a pair of wall flanges (bases) and elbows, and includes fixings.

Different endsets are used depending on the application. This ensures the bases are able to be fixed into the centre of the stud for maximum strength.

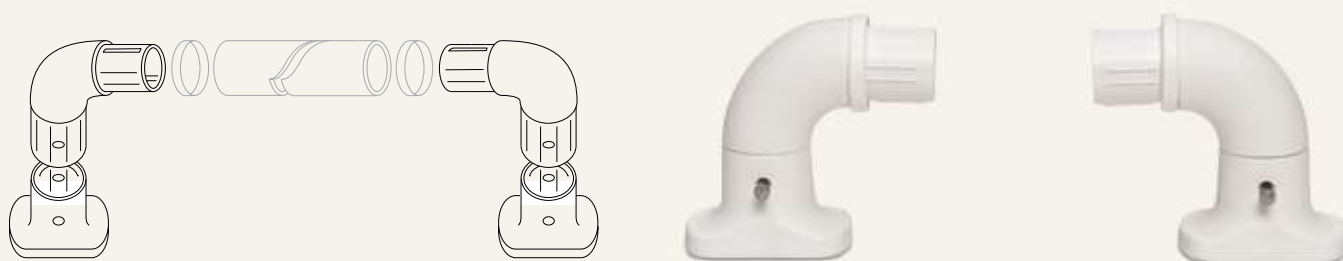
GR01 (Full Base Endset)

Full base endsets are used for a standard rail configuration on an open wall to allow fixing to studs.



GR01SL (Slimline Endset)

Slimline endsets are used for architrave mounting.



GR0C (Corner Endset)

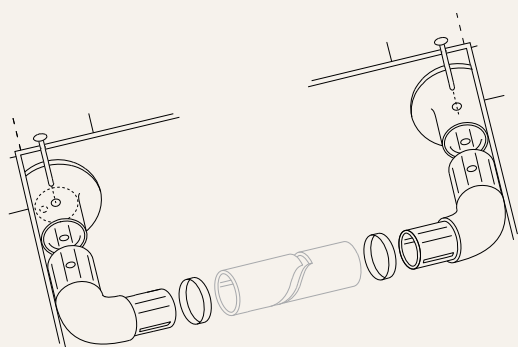
Corner endsets are used for mounting when the rail runs into a corner.



Standard Grabrails: Endsets

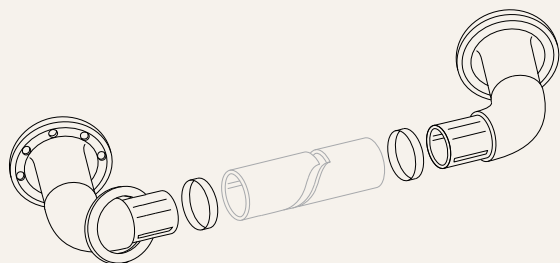
GR0C2 (Corner Endset)

Corner endsets for mounting when both ends of the rail are in corners.



MP (Multipoint Endset)

Multipoint endsets have 7 fixing holes, allowing the rail to be installed at almost any angle and still be securely fixed to a stud.



We found over the years that some customers want the ability to fix at two points so we developed the Multipoint endset as a customised solution.