

Modular Grabrails: 2-Way Connectors

GR02/30 (Two Way Fitting 30° Bend)
GR02/45 (Two Way Fitting 45° Bend)



GR0CD (Internal Corner Connector)

Two way internal corner fitting that is used to install rails into an internal corner.

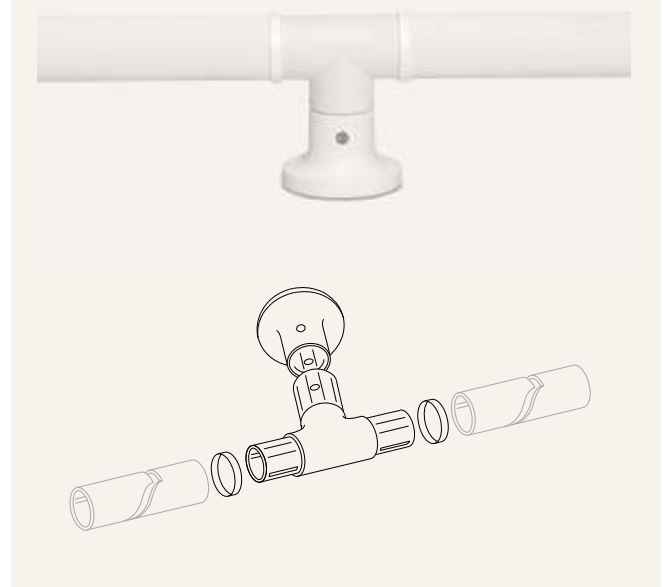


GR02/90 (2-Way Fitting 90° bend)



GR02 ('T' Piece)

'T' piece connector to extend the length of a rail.

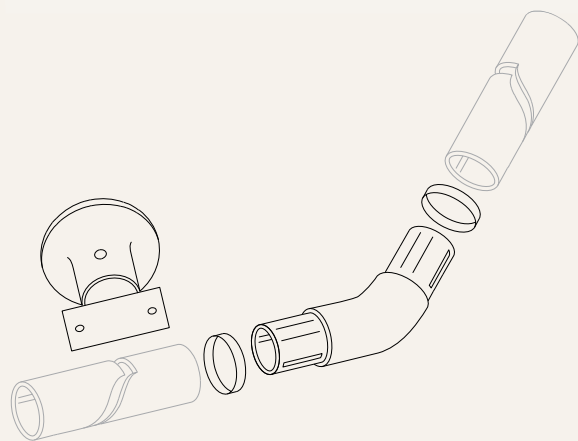


Modular Grabrails: 2-Way Connectors

E30 and WBL (30° Bend) E45 and WBL (45° Bend)

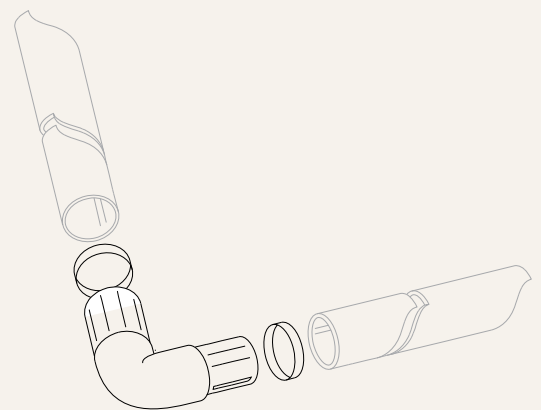
Allows for 270° hand travel required by Australian Standards:

- Supplied with WBL.
- Supplied with modified dress rings to allow the cup of the bracket to be located anywhere beneath the bend of the rail. This means the bracket can be fixed at a secure support.



E90 (90° Bend)


Use an E90 connector in conjunction with a large wall bracket (WBL) to go around corners.



Modular Grabrails: 3-Way and 4-Way Connectors

GR03W (3-Way Connector)

Use a GR03W to connect a vertical rail to a horizontal rail often used for the mounting of a shower slide (SS) and shower handset.



GR04W (4-Way Connector)

Use a GR04W to connect vertical rails to horizontal rails, creating a 4 way intersection of rails.

