

SAFE PATIENT HANDLING

# Lifters & Slings



CATALOGUE



Yes, you can.®

Making Life's  
Experiences Possible

# Contents

Birdie EVO .....	3
Invacare Stand Assist (ISA).....	10
ISA Slings .....	15
Invacare Slings .....	17
The Pivot Sling Range.....	25
Cross reference guide .....	26



# Birdie Evo



**OPTIMISED DESIGN FOR SAFE TRANSFERS**

**SLOW'R® | SMARTLOCK™ | HOOK DESIGN**



**Yes, you can.®**



# An evolution in mobile floor lifters

Our BirdieEVO family has been designed to offer a high feature-set of options that have been blended with new technologies to provide maximum comfort and security when lifting or transferring a patient to or from a bed, chair or even the floor.

Based on the renowned Birdie, the range has been customer insight-led, encompassing everything that was valued on the Birdie whilst bringing in features to further enhance the client and carer experience.

## Impressive lifting range

The BirdieEVO range encompasses an ergonomic lift that allows the client to be easily rotated 360°, making positioning much easier for the carer and reducing anxiety for the client.

## Maximised space

The high boom ensures there is space for the client, even when the hoist is in its highest position, and the optimised space in front of the actuator reduces the risk of injury to the client's knees.



## Easy to handle, transport and store

Our BirdieEVO family can be easily folded and unfolded without the need for tools. They take up minimal space when stored and are easy to push and transport. If required, the mast can be very easily detached from the base (no tools required).

The BirdieEVO COMPACT has a low weight of 31 kg making it even easier to transport and store.



# Introducing the **Birdie EVO** family...



## **Birdie EVO COMPACT**

### **Smaller footprint for easier maneuverability**

A smaller size allows the BirdieEVO COMPACT to easily operate in environments where space is limited.

<b>Lifting Range:</b>	530 - 1590mm
-----------------------	--------------

<b>Safe Working Load:</b>	150kg
---------------------------	-------

<b>Turning Diameter:</b>	1070mm
--------------------------	--------



## **Birdie EVO**

### **The standard in client lifting**

A redesigned version of the market leading Birdie mobile floor lifter, designed to support safe transfers in both home-care and long-term care environments.

<b>Lifting Range:</b>	415 - 1660mm
-----------------------	--------------

<b>Safe Working Load:</b>	180kg
---------------------------	-------

<b>Turning Diameter:</b>	1400mm
--------------------------	--------



## **Birdie EVO XPLUS**

### **Advanced lifter for extended SWL**

Our XPLUS model is a line extension based on the Birdie EVO PLUS with a special reinforcement to be able to lift a heavier client.

<b>Lifting Range:</b>	415 - 1660mm
-----------------------	--------------

<b>Safe Working Load:</b>	210kg
---------------------------	-------

<b>Turning Diameter:</b>	1430mm
--------------------------	--------



# Exclusive Features



## Slow'R®

Integrated dampener greatly reduces rocking movement.

## Smartlock™

Exchange spreader bar quicker, more safely and easier than ever before with our quick release mechanism. No tools required.



## Hook Design

Securely attach slings with one hand thanks to a user-friendly hook design.

## Additional features:



- Ergonomic push bar makes handling and manoeuvring even easier.



- Distinct curved design of boom and spreader bar allows carers to maintain eye contact with clients at all points of a transfer.



- The ergonomic design of the legs, with their smooth edges and natural curve, gives a cocoon like feeling and easily moves around comfort chairs or power wheelchairs







## 3 key features at a glance



### **Smartlock™** Simplify and secure the locking

A quick release mechanism makes it simple and safe to exchange the spreader bar without tools. Enhanced safety is provided via a swallow tail connection that is further secured by a locking pin to ensure both parts of the system remain in place.



### **Slow'R®** Reduce the rocking

A dampener has been designed and integrated into the boom to reduce the rocking movement of the client, giving them a more comfortable experience and providing carers with more control during lifts and transfers.



### **Hook Design™** Attach slings easily

An ergonomic hook design allows the loop on the sling to be attached with just one hand. A wider hook makes positioning loops easier, whilst the hook's nose has been designed to prevent slings sliding out unintentionally, reducing the risk of injury.



**Yes, you can.®**

# Available **options and accessories**



4 point spreader bar



Pivot frame



Lever for mechanical leg spread



Redesigned Scale





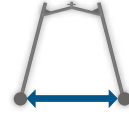
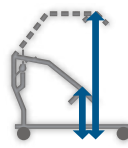

Extensive range of durable slings available in various sizes, styles and fabrics.





## Options

- Electrical or mechanical leg spread
- Electrical or mechanical emergency lowering
- Snaplock for optimal security
- Extensive range of durable slings available in various sizes, styles and fabrics



## Tech Specs

					
	Length	Min. base width	inside base width	Lifting Range	Caster Size Front and Rear
<b>Birdie EVO COMPACT</b>	1080mm	520mm	815mm	530 - 1590mm	100/100mm
<b>Birdie EVO</b>	1220mm	640mm	1020mm	415 - 1660mm	100/100mm
<b>Birdie EVO XPLUS</b>	1280mm	640mm	1020mm	415 - 1660mm	100/125mm

				
	Ground clearance	Max. user Weight	Unit weight	Battery time*
<b>Birdie EVO COMPACT</b>	35mm	150kg	31kg	40 cycles
<b>Birdie EVO</b>	35mm	180kg	40kg	40 cycles
<b>Birdie EVO XPLUS</b>	35mm	210kg	41kg	40 cycles


All measurements are taken with 100 mm castors and a 2 point spreader bar.  
 \*With battery charge between 100% and 50% \*\* Not available in New Zealand

## Item Codes

Item Code	Item Description
1650163	Birdie EVO Compact Lifter 150kg
1650164	Birdie EVO Lifter 180kg Manual Leg Spread**
1650165	Birdie EVO Lifter 180kg Electric Leg Spread
1656650	Birdie EVO XPlus 210kg
<b>ACCESSORIES</b>	
AP1645753-7035	4 Point Spreader Bar - 550mm
1156E	Pivot Frame - Birdie EVO
PKG-BIRDIEEVOSCALE	RS300 Scale and Birdie EVO Adaptor Kit

# ISA™

INVACARE STAND ASSIST



## OPTIMISED DESIGN FOR COMFORTABLE TRANSFERS

LOWER LEG SUPPORT | EXTENDABLE LIFTING ARM  
ERGONOMIC HAND GRIPS



*Yes, you can.®*

INVACARE | LIFTERS AND SLINGS

# An evolution in stand assist lifters



## Designed to offer the best lifting experience for client and carer

Our versatile Invacare Stand Assist lifter has been designed to suit a range of users who require assistance during a transfer but can weight bear.

The Invacare Stand Assist lifter provides safety, comfort and a more pleasant experience for clients. ISA is the product for those independent individuals who are in need of some assistance.

As a caregiver, usability is a fundamental element, which is why the ISA has a reduced, curved overall base dimension and reduced product weight. In many cases, the caregiver may be a family member, and therefore the ease of use is imperative. Dismantling this product can be done without any tools, and thus transportation can be achieved easily.

ISA features many options and accessories to adapt the lifter ergonomics to the **user's body shape** and dimensions.

### Design improvements for clients

- ▶ **Ergonomic hand grips:** to fit the natural shape of the hand and position of the wrist.
- ▶ **Extendable lifting arm:** different length settings to suit the body height of various clients.
- ▶ **Lower leg support:** many height settings to fit with different lower leg dimensions.

### Design improvements for carers

- ▶ **Push bar:** shape and dimension based on the average elbow height and shoulder width of typical carer, to ensure smoothness and ease when manoeuvring.
- ▶ **Foot pedal:** non slippery and large surface for enhanced user comfort.



# Introducing the **ISA range**



## ISA COMPACT

Perfect for an environment with limited space

**Max Safe Working Load:** 140kg  
**Recommended user height:** 1400 - 1800mm  
**Leg operation:** Manual



## ISA XPLUS

Superior care for plus size clients

**Max Safe Working Load:** 200kg  
**Recommended user height:** 1400 - 2000mm  
**Leg operation:** Electric

## Available Accessories

- ▶ Two stand assist slings: Stand Assist Stand and Transfer Stand Assist, which has additional leg support
- ▶ Protective covers for legs
- ▶ Footplates: Three heights available with removable heel block and round shape for toilet approach. Accommodates users with a shoe size up to size 14 (32cm). Intermediate footplate supplied with lifter



# Exclusive Features

## Extendable lifting arm

- ▶ The **TelescoLift** can be adjusted to nine different length positions for different client heights, offering **maximum flexibility**.

## Ergonomic hand grips

- ▶ The unique design perfectly fits the natural shape of the hand for a **safe grip**.

## Lower leg support

- ▶ The lower leg cushion provides six height positions with a swivel **ErgoSupport** option for **optimum comfort**.

## Additional features

- ▶ **Foot plate:** three heights available with removable heel block and round shape for toilet approach. Intermediate footplate supplied with lifter.
- ▶ **Push bar and foot pedal:** ergonomic shape for easy lifter operation.
- ▶ **Sling hooks:** flexible and secured hooks for a quick, straightforward sling attachment.
- ▶ **Leg band:** padded for extra comfort. Easy to exchange and washable. Leg band included
- ▶ **Curved legs:** ergonomic shape for easy manoeuvring around chairs and toilet bases.
- ▶ **Lockable rear casters:** added security and safety for the patient and user.
- ▶ **Removable battery:** have a second battery charging to reduce lifter downtime. (Additional battery and external charger inc with ISA XPlus).
- ▶ **Foldable:** ergonomic shape for easy manoeuvring around chairs and toilet bases.



**Yes, you can.®**

# 3 key features and benefits



## Ergonomic hand grips

Positioning the hands in a natural, comfortable and intuitive way

- Special shape with a curved angle, offering a **more natural position** for the hand.
- Adapted width for the average shoulder dimension, for minimal body strain.
- **Soft touch** material for comfort during transfer.



 PATENT PENDING

## TelescoLift Extendable lifting arm

Adapting the lifter to the client's height, condition and preference

- One flexible lifter with **seven length positions**, for lifting various clients.
- Easy to access lever with a self-locking mechanism for a fast and secure lift.
- The first position is very compact, offering **easy storage**.
- Suits patients from 140cm to 200cm tall



 PATENT PENDING

## Lower leg support







Maintaining the lower legs with maximum comfort








- Simple one hand **height adjustment** with six positions, no tools required.
- Smooth foam cushions that can be easily replaced when needed.
- Now offering an **ErgoSupport** option, which follows the natural lower leg movement for optimum comfort.



# Tech Specs

All measurements are taken with 100 mm castors, intermediate foot plate and 80kg person. For 75 mm castors (COMPACT), reduce height measurements by 15 mm. All measurements are taken with a tolerance of +-3%.

						
	Safe working load ▼	Base length ▼	Base width ▼	Inside width legs closed ▼	Inside width legs opened ▼	Turning diameter ▼
<b>ISA COMPACT</b>	140 kg	925 mm	535 mm	405 mm	735 mm	1060 mm
<b>ISA XPLUS</b>	200 kg	1280 mm	640 mm	480 mm	1020 mm	1430 mm

							
	Product total weight ▼	Max height (with lifting arm shortened / extended) ▼	Lifting range (with lifting arm shortened / extended) ▼	Ground clearance ▼	Height of legs* ▼	Lifting speed ▼	Working ability (lifts per charge)** ▼
<b>ISA COMPACT</b>	43 kg	1650 / 1800 mm	505 / 675 mm	35 mm	115 mm	46 mm/s	82
<b>ISA XPLUS</b>	52 kg	1650 / 1800 mm	505 / 675 mm	35 mm	115 mm	46 mm/s	82

\*\* With battery charge between 100% to 50%

## Item Codes

Item Code	Item Description
1655979	ISA Compact
1655981	ISA XPlus
<b>FOOTPLATES</b>	
Included with lifter	Intermediate
SP1650440	High and Flat (shorter patients 140-160cm tall)
SP1650441	Low and Flat (taller patients 180-200cm tall)
<b>STAND ASSIST SLINGS</b>	
1484685	Small
1484686	Medium
1484687	Large
1484688	XLarge
<b>TRANSFER STAND ASSIST SLINGS</b>	
1484689	Small
1484690	Medium
1484691	Large
1485117	XLarge

For more comprehensive pre-sales information about this product, including the product's user manual, please see your local Invacare website.

# Invacare Slings



**OPTIMAL FIT AND COMFORT**  
PASSIVE LIFTERS | ACTIVE LIFTERS



**Yes, you can.®**

**Making Life's  
Experiences Possible**

# The Slings Range

## Providing the optimal fit

---

Our new sling range has been designed to provide a safe, supportive and comfortable transfer for the client. The range provides options for various models, sizes and fabrics to ensure the sling fits perfectly to each person, whether they have some mobility impairment or require full body and head support.

Our team of experts and occupational therapists have spent time ensuring the slings are intuitive and easy to handle for the carer. This leads to reduced application times and improved confidence.

The range consists of eight models, each in up to six sizes and up to two fabric options to choose from.

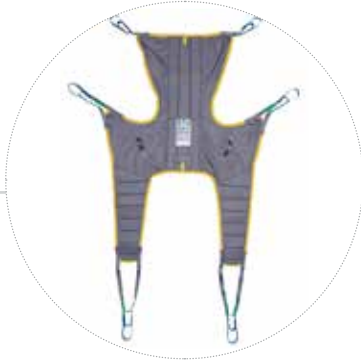
This impressive selection ensures there is a sling suitable for everyone and for every use; daily transfer from bed to wheelchair/armchair, a toilet transfer or even for showering or bathing.





# 4

## KEY FEATURES



### ◀ Optimal fit ▶

- ▶ The right sling for the right client and transfer type
- ▶ Impressive range with 8 models, 6 sizes and 2 fabrics
- ▶ Well thought-out sling patterns supporting the right body parts
- ▶ All slings have loop attachment for a high spreader bar compatibility

### Enhanced safety and confidence ▶

- ▶ Application videos easily accessible via QR code
- ▶ Clear sling labels with intuitive sling application drawings



### ◀ Optimal comfort ▶

- ▶ Soft touch materials for increased comfort
- ▶ Padded back and leg sections for optimal weight distribution
- ▶ Cushioning under the tender armpit area

### Easy to apply ▶

- ▶ Positioning pocket supports to slide between the client and backrest whilst sitting
- ▶ Two centre-line markers indicate the position over the spine
- ▶ Coloured loops facilitate the selection for the right positioning



**Yes, you can.®**

# Selecting the right sling model


Always ensure the sling is specifically designed for the hoist you are using as failing to do so, may cause serious injury. There are different types and sizes of slings available. Selecting the most suitable sling for your client will ensure safety and improve comfort during the transfer. You should consider:

- Client's functional level, size, width and weight
- The type of transfer
- Sling shape matching body control e.g. U-shape or full-body support
- Any preferred position as the result of any medical condition e.g. stroke or amputation
- Material type and any padding
- Any sensitivity to pressure in any area

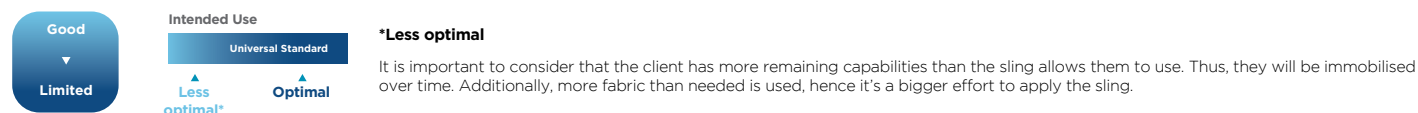
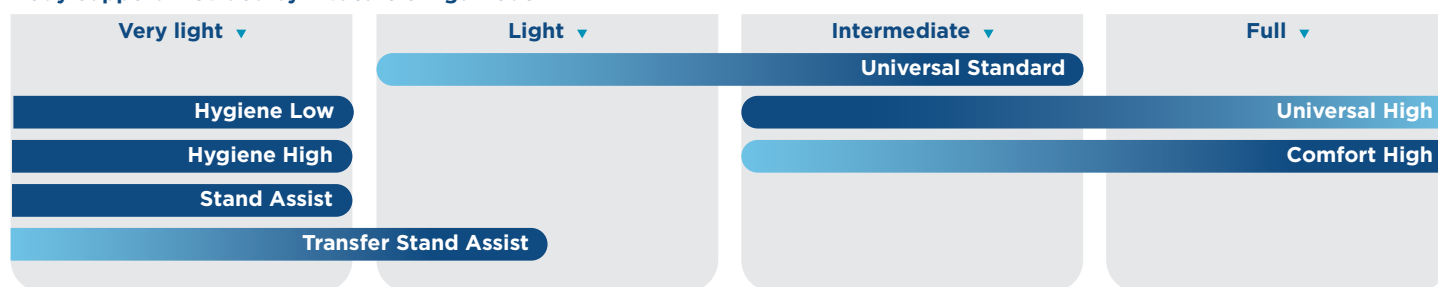
The main objective of the sling selection is to give the amount of body support that is needed. **Invacare Slings** are designed to give support in those areas where body control and muscle tone are reduced. The main body parts to assess are the legs, hip, trunk and head. The following chart gives an overview of which sling model is suitable depending on the client's physical ability:

Some medical conditions such as stroke, orthopedic conditions, amputations or certain wounds may affect sling choice.

## Body Control assessment and Transfer Type:



## Body Support Provided by Invacare Slings Model:

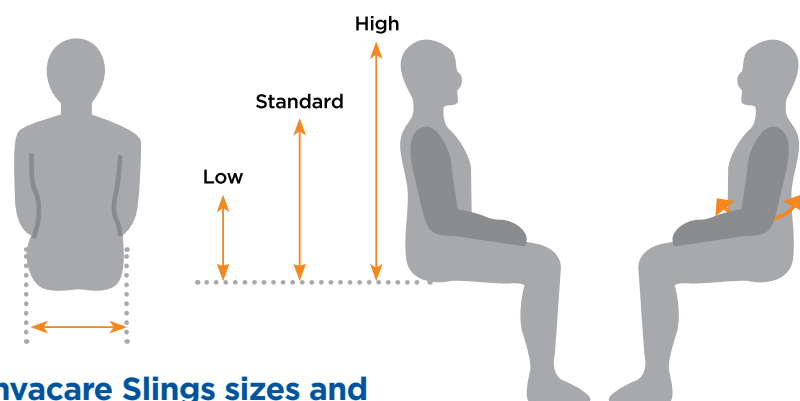


# Selecting the right size

To select the correct sling size, the most important measurements are the hip width and back height in the sitting position. For slings with belts, the waist circumference is important, too.

The client's weight needs to be considered mainly for the sling's maximum safe working load. It's important to indicate the right sling size.

If no head support is needed, the correct back height is from the lower back until the shoulder/neck. With the need of head support the measurement needs to include the head, too.



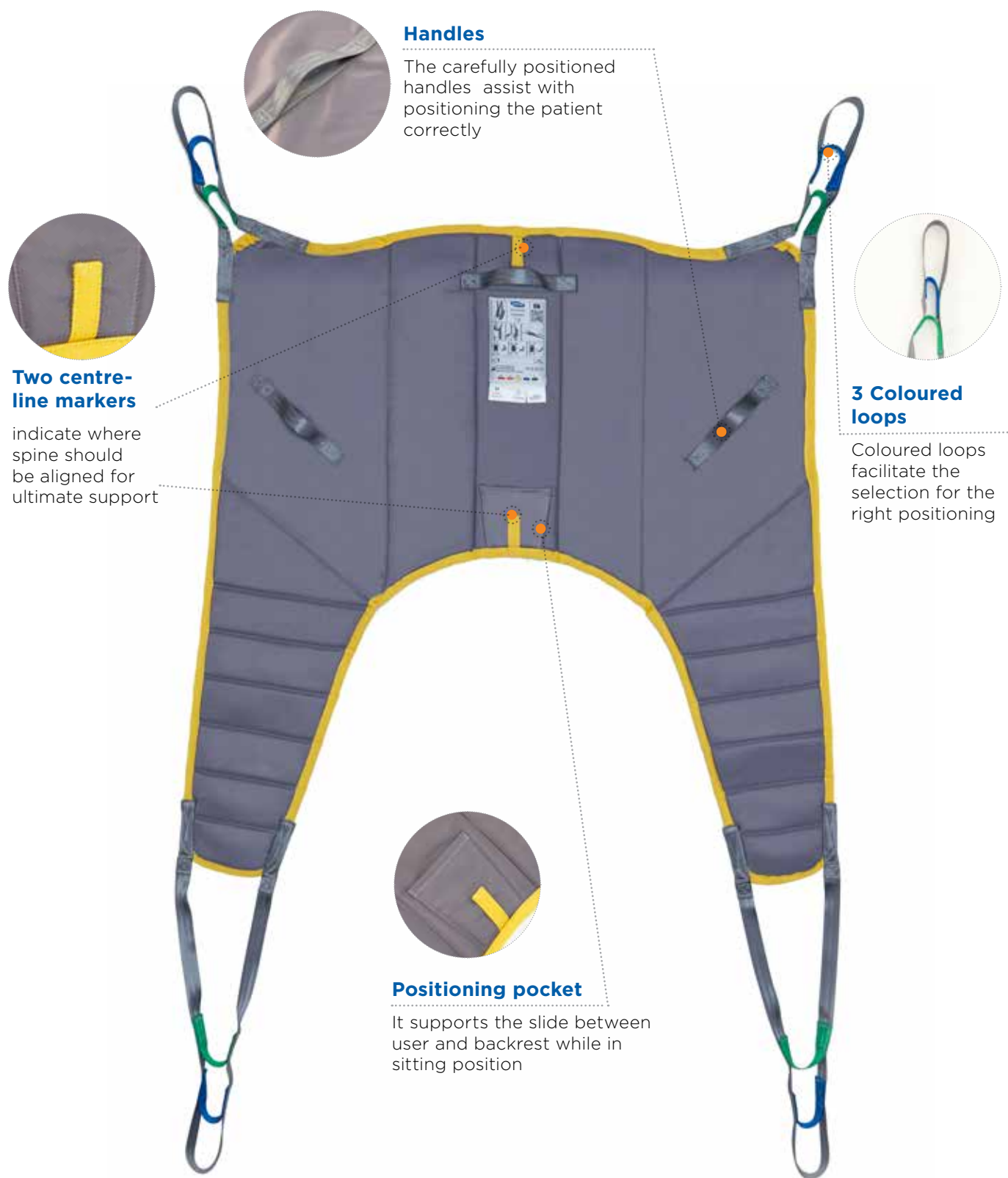
## Invacare Slings sizes and safe working load:

Size	XS	S	M	L	XL	XXL
Safe Working Load	200 kg	200 kg	200 kg	200 kg	250 kg	300 kg

► If the sling is too big, the client may slip out. If the sling is too small, the client may still slip out, particularly with less body control. It could also exacerbate the client's medical condition. When selecting a size, if your client is in-between sizes, having a slightly smaller sling, could keep your client more secure.

# Sling features

Invacare slings have several features that enable you to position patients easily.





# Invacare Slings for passive lifters

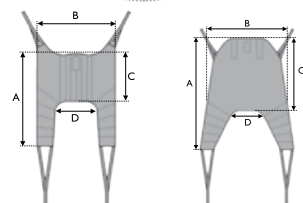
## Universal Slings

All-round slings for everyday patient handling routines.



### Universal High

- Supports the whole body, including the head
- Client sits in slightly reclined position
- Suitable for those with limited control of the head, trunk and hips
- Can be used for transfers from a lying position, lifting from the floor and seated to seated transfers



#### Universal family with regular opening

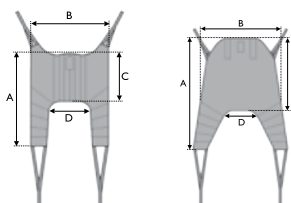
Universal High

Codes			A	B	C	D
Fabric	Mesh					
60124058	60124063	<b>XS</b>	1040	740	615	310
60124059	60124064	<b>S</b>	1080	845	770	350
60124060	60124065	<b>M</b>	1425	1000	900	375
60124061	60124066	<b>L</b>	1555	1120	1000	450
60124062	60124067	<b>XL</b>	1600	1190	1000	750
60125684		<b>XXL</b>	1650	1285	1000	600



### Universal Standard

- Supports the whole body, including the shoulders
- Suitable for those with good head control
- Can be used for transfers from a lying position, lifting from the floor and seated to seated transfers



#### Universal family with regular opening

Universal Standard

Codes			A	B	C	D
Fabric	Mesh					
60124088	60124093	<b>XS</b>	965	800	405	365
60124089	60124094	<b>S</b>	1000	915	510	410
60124090	60124095	<b>M</b>	1085	1050	560	480
60124091	60124096	<b>L</b>	1180	1095	585	555
60124092	60124097	<b>XL</b>	1240	1240	590	720

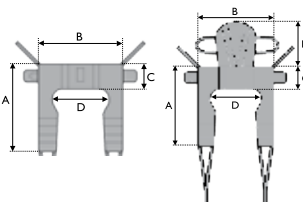
## Slings with a wider opening

Wide opening to facilitate toileting and easy to apply.



### Hygiene Low

- Suitable for those with hip, trunk and head control
- Belt offers increased support around the body and safe positioning
- Can be used for seated to seated transfers



#### Wide opening

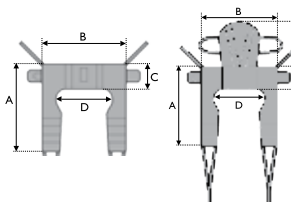
Hygiene Low

Codes			A	B	C	D
Fabric						
60123889	<b>XS</b>		840	620	160	380
60123890	<b>S</b>		870	710	200	430
60123891	<b>M</b>		950	800	230	495
60123892	<b>L</b>		1020	900	230	600
60123893	<b>XL</b>		1100	1080	270	760



### Hygiene High

- Same feature set as the Hygiene Low sling but comes with a head support for those with reduced head control



#### Wide opening

Hygiene High

Codes			A	B	C	D	E
Fabric							
60123894	<b>XS</b>		840	620	160	380	400
60123895	<b>S</b>		870	710	200	430	400
60123896	<b>M</b>		950	800	230	495	465
60123897	<b>L</b>		1020	900	230	600	465
60123898	<b>XL</b>		1100	1080	270	760	165*

Yes, you can.

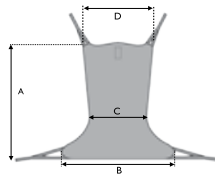
## Comfort Slings

Hammock style slings, ideally suited to those with chronic pain. The sling is also useful for above-the-knee amputees.



### Comfort High

- Supports the whole body, including the head
- Suitable for those with limited control of the head, trunk and hips
- Including well positioned handles



### Comfort Slings

Comfort High

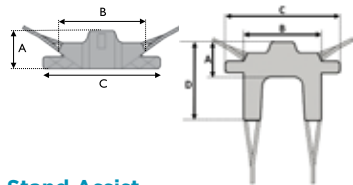
Codes			A	B	C	D
Fabric	Mesh					
60123856	60123861	<b>S</b>	1150	1050	550	1020
60123857	60123862	<b>M</b>	1395	1170	610	1160
60123858	60123863	<b>L</b>	1445	1290	675	1280
60123859	60123864	<b>XL</b>	1460	1330	745	1470

## Invacare Slings for active lifters



### Stand Assist

- Suitable for clients with some weight bearing ability but cannot stand independently
- Client should be coherent, have good body and head control
- It's well-padded for extra comfort
- Comes with a non-slip material on the back



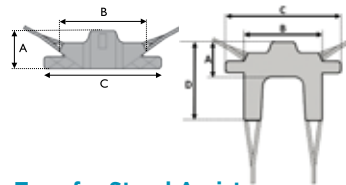
### Stand Assist

Codes		A	B	C
Fabric				
60123941	<b>S</b>	260	840	950
60123942	<b>M</b>	330	895	1170
60123943	<b>L</b>	360	950	1270
60123944	<b>XL</b>	360	1020	1810



### Transfer Stand Assist

- Same feature set as the Stand Assist sling but comes with additional leg support



### Transfer Stand Assist

Codes		A	B	C	D
Fabric					
60123945	<b>S</b>	260	840	950	965
60123946	<b>M</b>	330	895	1170	1060
60123947	<b>L</b>	360	950	1270	1160
60123948	<b>XL</b>	360	1020	1810	1260

## Tech Specs


Max User Weight ▼	Max washing temperature ▼	Bleaching ▼	Tumble dry ▼
XS, S, M, L = 200 kg XL = 250 kg XXL = 300 kg	90° C	Do not bleach	Low temperature

For more comprehensive pre-sales information about this product, including the product's user manual, please see your local Invacare website.

All slings should be tested and adjusted to the individual client to ensure optimal comfort and safety during transfers.

A risk assessment must be carried out prior to use of one manufacturer's sling on another manufacturer's hoist.

## Fabrics



### Polyester - Solid

- A strong material that is hard-wearing and easy to apply. It slides smoothly into place and dries quickly after washing. This comes as standard on all models.



### Polyester - Mesh

- Also known as net fabric, the mesh option is ideally suited for bathing or showering environments. It has quick drainage and drying properties.

# Sling label

Each Invacare sling has an external label with information that supports you through application and patient positioning.

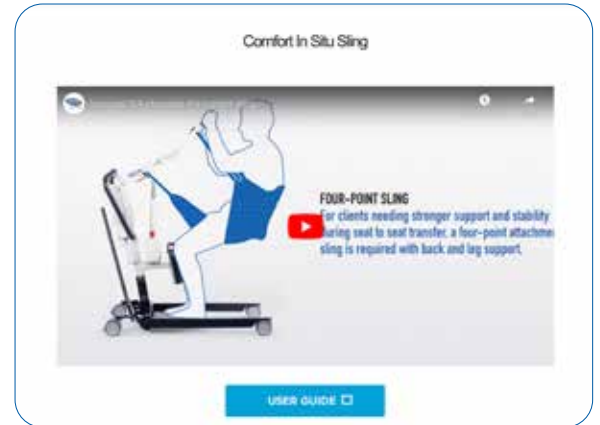


## QR-Code

You can scan the QR (Quick Response) code using your Smartphone to access a sling application video and the user manual.

## Microsite with all sling application videos

<https://marketing2.invacare.eu.com/slides>



## Patient name

There is placeholder for the patient name on the label, allowing you to personalise the sling.

# Various positioning options



## Suspension strap

The suspension straps are equipped with colour coded loops which offer different lengths in order to place the patient in different positions.

Before applying the loops consider the users end position to choose the most appropriate loops. The pictograms on the sling's external label gives you quick support to remember the different positions. Additionally you can use loop markers to indicate the chosen loops.



For a transfer into a sitting position, place the patient as vertical as possible in the sling. Therefore, use shorter loops at the shoulders and longer loops at the legs.



For a semi-recumbent position in the sling use e.g. the blue loops on both the shoulders and on the legs.



For a transfer into a lying position use longer loops at the shoulders and shorter ones at the legs.

## IMPORTANT!

For an even lift, always ensure the coloured loops selected on one side of the body match the other i.e. shoulder straps match and leg straps match accordingly.



**Yes, you can.®**



# The pivot sling range

Pivot clip release strap colour-coded by size

Care label with size and identification

Body section

Positioning handles

Padded leg section

Pivot clip release strap colour-coded by size

Upper body pivot clips

Leg section pivot clips



## Selecting the correct size

Typically there is a degree of overlap between each sling size within a particular model. If the patient falls between two sizes, it is generally better to select the smaller size of sling, unless you are aware that the patient is likely to grow.

### Measurements required for General Purpose with Head Support (Pivot and Yoke):

- Shoulder width
- Coccyx to top of head (General Purpose only)

### Measurement required for Hygiene (Pivot and Yoke):

- Shoulder width

## Measurements

One of the most important factors to perform a safe transfer is the match between hip/trochanter width and the measurement of the sling's opening between the leg support. If between sizes the smaller size may keep the client more secure.

### Pivot General Purpose with Head Support

Codes		Shoulder Width (mm)	COCCYX TO TOP OF HEAD (mm)
SL146191	<b>S</b>	600 - 700	640 - 780
SL146291	<b>M</b>	700 - 810	750 - 900
SL146391	<b>L</b>	760 - 870	830 - 1000



### Pivot Hygiene

Codes		Shoulder Width (mm)
SL247191	<b>S</b>	500 - 600
SL247291	<b>M</b>	500 - 600
SL247391	<b>L</b>	760 - 870



## Tech Specs



Max User

Weight ▼

S = 205 kg

M = 205 kg

L = 300 kg



Max washing

temperature ▼

90° C



Bleaching ▼

Do not bleach



Tumble dry ▼

Low temperature

For more comprehensive pre-sales information about this product, including the product's user manual, please see your local Invacare website.

All slings should be tested and adjusted to the individual client to ensure optimal comfort and safety during transfers.

A risk assessment must be carried out prior to use of one manufacturer's sling on another manufacturer's hoist.

# Cross reference guide

Invacare Item Code	New Description	Comments	Previous Item Code	Old Description	Comments
60123861	SLING COMFORT HIGH MESH S	No commode hole	1451097	SLING (GP-HYG-HS-FABRIC-M)	Hammock slings with commode hole
			1485968	AMPUTEE SLING FABRIC SMALL	
60123862	SLING COMFORT HIGH MESH M	No commode hole	1485969	SLING (COMFORT-MESH-M)	
			1451098	SLING (GP-HYG-HS-MESH-M)	Hammock slings with commode hole
			17336	SLING (HAMMOCK-MESH-MED)	
60123863	SLING COMFORT HIGH MESH L	No commode hole	1485970	SLING (COMFORT-MESH-L)	
			1451099	SLING (GP-HYG-HS-MESH-L)	Hammock slings with commode hole
			17129	SLING (HAMMOCK-MESH-LGE)	
60123864	SLING COMFORT HIGH MESH XL	No commode hole	1451100	SLING (GP-HYG-HS-MESH-XL)	Hammock slings with commode hole
60123889	SLING HYGIENE LOW FAB XS	NEW	-	-	-
60123890	SLING HYGIENE LOW FAB S		1478440	SLING(SUPREME-HYG-FABRIC-SM)	
			17530	SLING(SUPREME-HYG-FABRIC-SM)	
			THY-S	SLING HYGIENE FAB SM	
60123891	SLING HYGIENE LOW FAB M		1478441	SLING (SUPREME-HYG-FAB-MED)	
			17531	SLING (SUPREME-HYG-FAB-MED)	
			THY-M	SLING HYGIENE FAB M	
60123892	SLING HYGIENE LOW FAB L		1478442	SLING (SUPREME-HYG-FAB-LG)	
			17532	SLING (SUPREME-HYG-FAB-LG)	
			THY-L	SLING HYGIENE FAB L	
60123893	SLING HYGIENE LOW FAB XL	NEW	-	-	-
60123894	SLING HYGIENE HIGH FAB XS		17401	SLING GPHS HYGIENE FAB XSML	
60123895	SLING HYGIENE HIGH FAB S		1478444	SLING (DRESS HYG-HS-FAB-SM)	
			17402	SLING (DRESS HYG-HS-FAB-SM)	
60123896	SLING HYGIENE HIGH FAB M		1478445	SLING (DRESS HYG-HS-FAB-M)	
			17395	SLING (GP-HYG-H/S-FABRIC-MED)	
60123897	SLING HYGIENE HIGH FAB L		1478446	SLING (DRESS HYG-HS-FAB-L)	
			17396	SLING (GP-HYG-H/S-FABRIC-L)	
60123898	SLING HYGIENE HIGH FAB XL		1484780	SLING-DRESS TOILET-W/HD SP-XL	
			17403	SLING(HYGIENE-GP H/S-FAB-XLGE)	
60123941	SLING STAND ASSIST FAB S		1484685	SLING STAND ASSIST FAB S	
60123942	SLING STAND ASSIST FAB M		1484686	SLING STAND ASSIST FAB M	
60123943	SLING STAND ASSIST FAB L		1484687	SLING STAND ASSIST FAB L	
60123944	SLING STAND ASSIST FAB XL		1484688	SLING STAND ASSIST FAB XL	
60123945	SLING TRANS STAND ASST FAB S		1484689	SLING TRANSFER STAND ASSIST S	
60123946	SLING TRANS STAND ASST FAB M		1484690	SLING TRANSFER STAND ASSIST M	
60123947	SLING TRANS STAND ASST FAB L		1484691	SLING TRANSFER STAND ASSIST L	
60123948	SLING TRANS STAND ASST FAB XL		1485117	SLING TRANSFER STAND ASSIST XL	
60124058	SLING UNIVERSAL HIGH FAB XS		1483776	SLING (UNIVERSAL-HS-FAB-XS)	
			17209	SLING (GP H/S-FAB-XSML)	
60124059	SLING UNIVERSAL HIGH FAB S		1483777	SLING (UNIVERSAL-HS-FAB-SM)	
			17247	SLING (GP H/S-FAB-SML)	
60124060	SLING UNIVERSAL HIGH FAB M		1483778	SLING (UNIVERSAL-HS-FAB-M)	
			17067	SLING (GP H/S-FAB-MED)	
60124061	SLING UNIVERSAL HIGH FAB L		1483779	SLING (UNIVERSAL-HS-FAB-L)	
			17069	SLING (GP H/S-FAB-LGE)	
60124062	SLING UNIVERSAL HIGH FAB XL		1485949	SLING (UNIVERSAL-HS-FAB-XL)	
			17205	SLING (GP H/S-FAB-XL)	

# Cross reference guide

Invacare Item Code	New Description	Comments	Previous Item Code	Old Description	Comments
60124063	SLING UNIVERSAL HIGH MESH XS	Dimensions similar to paed	1485950	SLING (UNIVERSAL HS MESH XS)	
			17260	SLING (PAED-GP-MESH-XSML)	
60124064	SLING UNIVERSAL HIGH MESH S	Dimensions similar to paed	1485951	SLING (UNIVERSAL-HS-MESH-S)	
			17126	SLING (GP H/S-MESH-SML)	
			17262	SLING (PAED-GP-MESH-SML)	
60124065	SLING UNIVERSAL HIGH MESH M	Dimensions similar to paed	1485952	SLING (UNIVERSAL-HS-MESH-M)	
			17127	SLING (GP H/S-MESH-MED)	
			17266	SLING (PAED-GP-MESH-MED)	
60124066	SLING UNIVERSAL HIGH MESH L		1485953	SLING (UNIVERSAL-HS-MESH-L)	
			17128	SLING (GP H/S-MESH-LGE)	
60124067	SLING UNIVERSAL HIGH MESH XL		1485954	SLING (UNIVERSAL-HS-MESH-XL)	
			17248	SLING (GP H/S-MESH-XLGE)	
60124088	SLING UNIVERSAL STD FAB XS	NEW	-	-	-
60124089	SLING UNIVERSAL STD FAB S		1485882	SLING (UNIVERSAL-STD-FAB-SM)	
			17105	SLING (GP-FABRIC-SML)	
60124090	SLING UNIVERSAL STD FAB M		1485883	SLING (UNIVERSAL-STD-FAB-M)	
			17041	SLING (GP-FABRIC-MED)	
60124091	SLING UNIVERSAL STD FAB L		1485884	SLING (UNIVERSAL-STD-FAB-L)	
			17043	SLING (GP-FABRIC-LGE)	
60124092	SLING UNIVERSAL STD FAB XL		1485885	SLING (UNIVERSAL-STD-FAB-XL)	
			17204	SLING (GP-FABRIC-XLGE)	
60124093	SLING UNIVERSAL STD MESH XS	NEW	-	-	-
60124094	SLING UNIVERSAL STD MESH S		1478411	SLING (UNIVERSAL-STD-MESH-SM)	
			17123	SLING (GP-MESH-SML)	
60124095	SLING UNIVERSAL STD MESH M		1478412	SLING (UNIVERSAL-STD-MESH-M)	
			17124	SLING (GP-MESH-MED)	
60124096	SLING UNIVERSAL STD MESH L		1478413	SLING (UNIVERSAL-STD-MESH-M)	
			17125	SLING (GP-MESH-LGE)	
60124097	SLING UNIVERSAL STD MESH XL		1478414	SLING UNIVERSAL STD MESH XL	
			17207	SLING (X-LARGE-MESH-GEN PURP)	
60125684	SLING UNIVERSAL HIGH FAB XXL	NEW	-	-	-
SL146191	SLING PIVOT GP HS MESH SM		17241	SLING (PIVOT-GP-MESH-SML)	
SL146291	SLING PIVOT GP HS MESH M		17242	SLING (PIVOT-GP-MESH-MED)	
SL146391	SLING PIVOT GP HS MESH L		17243	SLING (PIVOT-GP-MESH-LGE)	
SL247191	SLING PIVOT HYG MESH S	NEW	-	-	-
SL247291	SLING PIVOT HYG MESH M		17392	SLING (PIVOT-HYG-MESH-MED)	
SL247391	SLING PIVOT HYG MESH L		17393	SLING (PIVOT-HYG-MESH-LGE)	



## Notes



FOR FURTHER INFORMATION:

**New Zealand:** Freephone 0800 468 222, email [sales@invacare.co.nz](mailto:sales@invacare.co.nz) or visit [www.invacare.co.nz](http://www.invacare.co.nz)

**Australia:** Freephone 1800 460 460, email [orders@invacare.com.au](mailto:orders@invacare.com.au) or visit [www.invacare.com.au](http://www.invacare.com.au)

All rights reserved. All information quoted is believed to be correct at time of publication.  
Invacare reserves the right to alter product specifications without prior consent. **03/2025**



**Yes, you can.®**